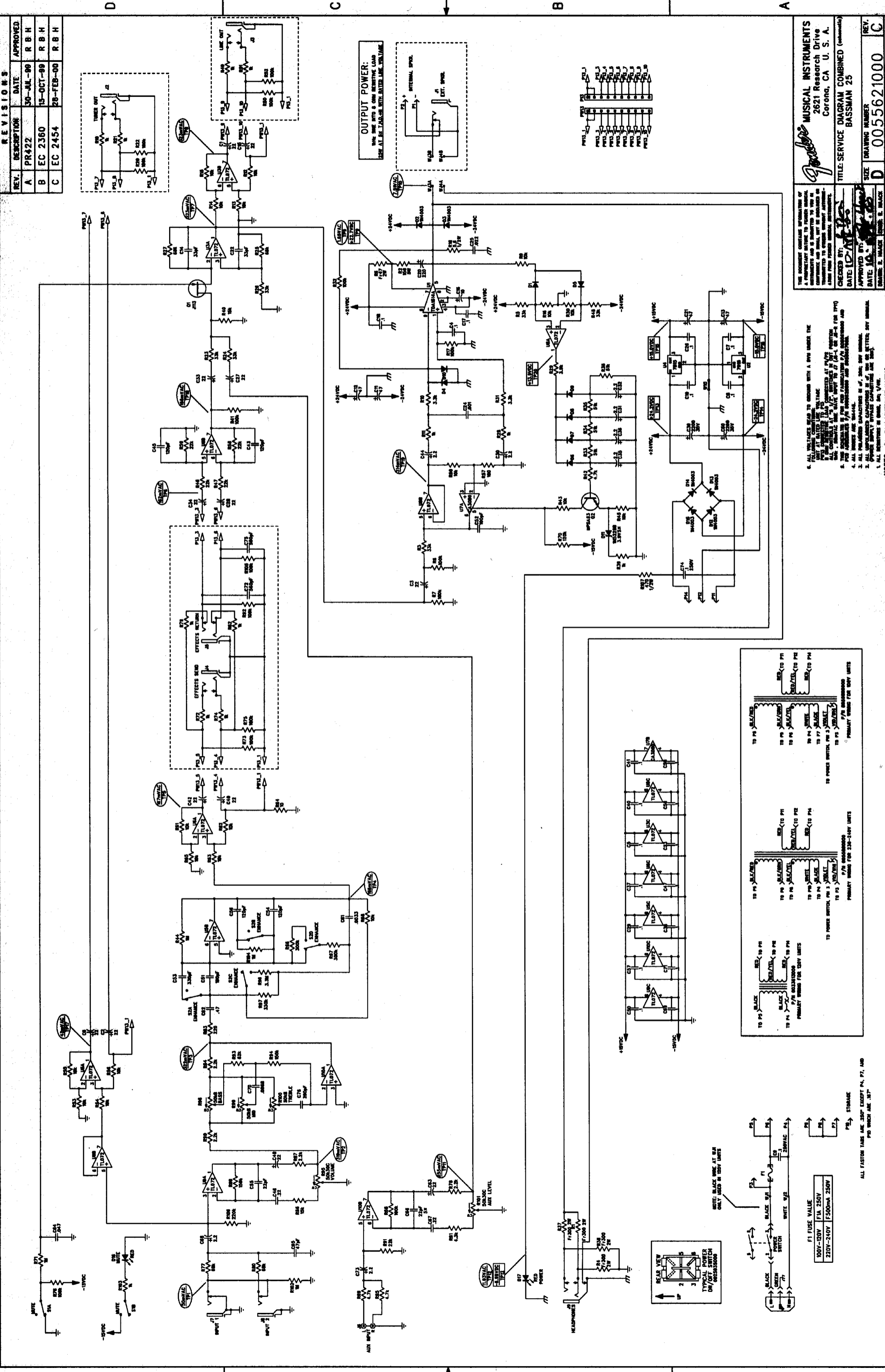


1 2 3 4 5 6 7 8

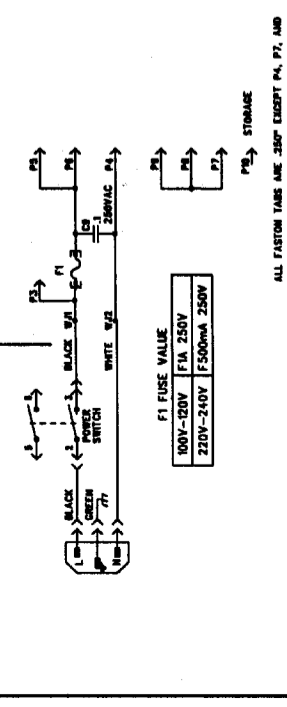
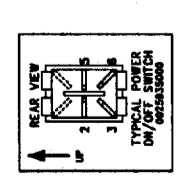
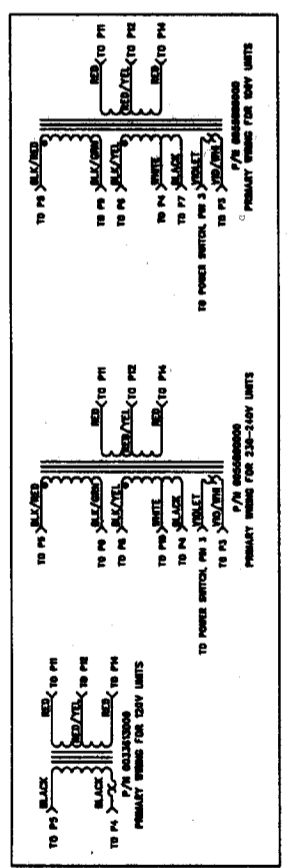


REV.	DESCRIPTION	DATE	APPROVED
A	PR422	30-JUL-99	R B H
B	EC 2360	15-OCT-99	R B H
C	EC 2454	28-FEB-00	R B H

MUSICAL INSTRUMENTS
 2621 Research Drive
 Corona, CA U. S. A.
TITLE: SERVICE DIAGRAM COMBINED (continued)
BASSMAN 25

THE DRAWING CONTAINS INFORMATION OF CONFIDENTIAL NATURE AND IS LOANED TO YOU BY INSTRUMENTS AND SHALL NOT BE REPRODUCED OR TRANSMITTED IN ANY FORM OR BY ANY MEANS, ELECTRONIC OR MECHANICAL, INCLUDING PHOTOCOPYING, RECORDING, OR BY ANY INFORMATION STORAGE AND RETRIEVAL SYSTEM. ALL RIGHTS RESERVED.
 CHECKED BY: *[Signature]*
 DATE: 10-15-99
 APPROVED BY: *[Signature]*
 DATE: 10-15-99
 DRAWING NUMBER: **D 0055621000**
 DRAWING SCALE: **1:1**
 DATABASE FILE: ZREZLSH01
 RELEASE DATE: 30-JUL-99
 SHEET: 1 OF 2

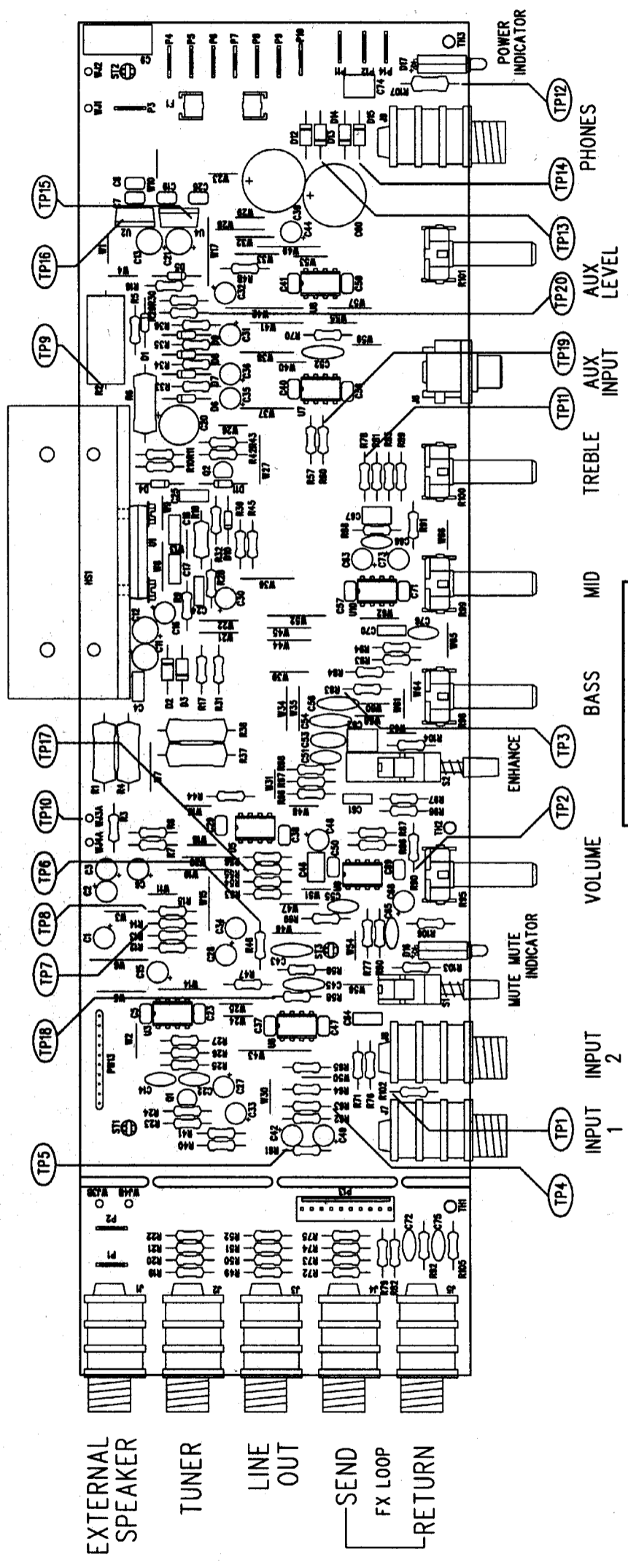
6. ALL RESISTORS ARE TO BE USED WITH A 5% TOLERANCE UNLESS OTHERWISE SPECIFIED.
 7. ALL CAPACITORS ARE TO BE USED WITH A 5% TOLERANCE UNLESS OTHERWISE SPECIFIED.
 8. ALL INTEGRATED CIRCUITS ARE TO BE USED WITH THE MANUFACTURER'S RECOMMENDED SUPPLY VOLTAGES AND CURRENTS UNLESS OTHERWISE SPECIFIED.
 9. ALL DIMENSIONS ARE IN MILLIMETERS UNLESS OTHERWISE SPECIFIED.
 10. ALL DIMENSIONS ARE TO CENTER UNLESS OTHERWISE SPECIFIED.
 11. ALL DIMENSIONS ARE TO CENTER UNLESS OTHERWISE SPECIFIED.
 12. ALL DIMENSIONS ARE TO CENTER UNLESS OTHERWISE SPECIFIED.
 13. ALL DIMENSIONS ARE TO CENTER UNLESS OTHERWISE SPECIFIED.
 14. ALL DIMENSIONS ARE TO CENTER UNLESS OTHERWISE SPECIFIED.
 15. ALL DIMENSIONS ARE TO CENTER UNLESS OTHERWISE SPECIFIED.
 NOTES: (UNLESS OTHERWISE NOTED)



ALL FASTON TAPS ARE .250" EXCEPT P4, P7, AND P10 WHICH ARE .187"

F1 FUSE VALUE
 100V-250V F1A 250V
 220V-240V F500mA 250V

REVISIONS			
REV.	DESCRIPTION	DATE	APPROVED
A	PR422	30-JUL-99	R.B.H.
B	EC 2360	13-OCT-99	R.B.H.
C	EC 2454	28-FEB-00	R.B.H.



FILE/DIR: SERVICE DIAGRAM
 DATABASE: 7422P.PCB DATE: 28-FEB-00

MUSICAL INSTRUMENTS
 2621 Research Drive
 Corona, CA U. S. A.

THIS DOCUMENT CONTAINS INFORMATION OF A PROPRIETARY NATURE TO FENDER MUSICAL INSTRUMENTS AND IS LOANED TO YOU ON CONFIDENCE AND SHALL NOT BE REPRODUCED OR TRANSMITTED TO OTHER MUSICAL INSTRUMENTS, EITHER FROM FENDER MUSICAL INSTRUMENTS.

CHECKED BY: *B. [Signature]*
 DATE: 10-APR-00
 APPROVED BY: *[Signature]*
 DATE: 10-APR-00
 DRAWN: A. [Signature] ENGR: S. [Signature]
 DATABASE FILE: 7422P.PCB

TITLE: SERVICE DIAGRAM, COMBINED (PCB assy)
 BASSMAN 25

SIZE: C
 DRAWING NUMBER: 0055621000
 RELEASE DATE: 30-JUL-99 SHEET 2 OF 2

1. SEE SHEET 1 FOR PRIMARY WIRING, TEST CONDITIONS AND TESTPOINT VALUES.
 NOTES: (UNLESS OTHERWISE NOTED)