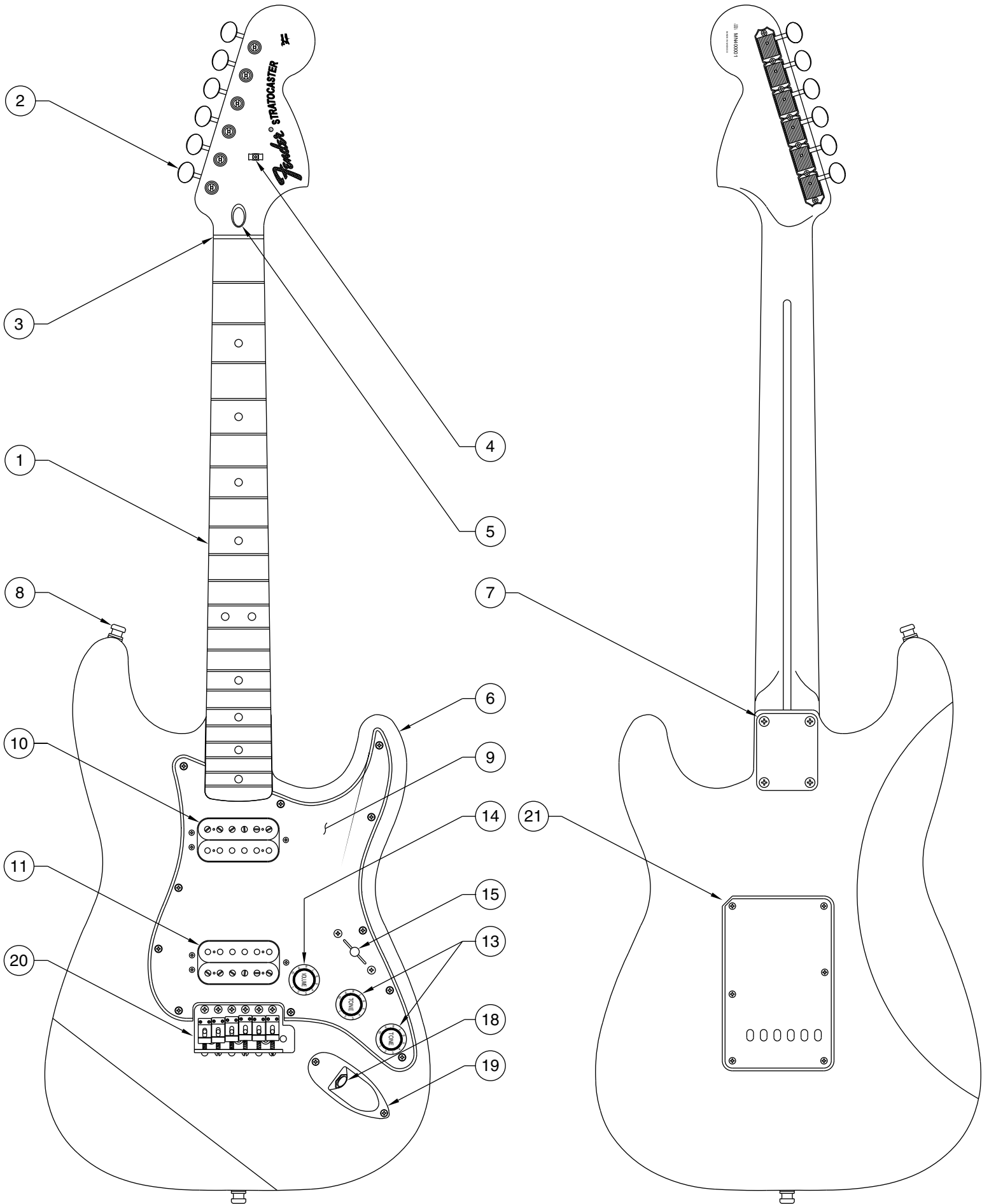
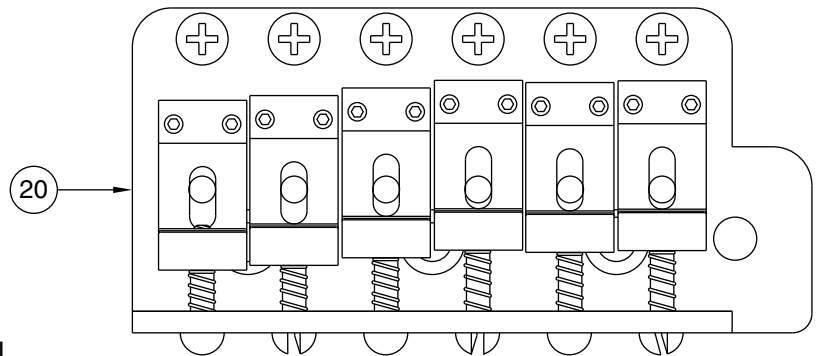
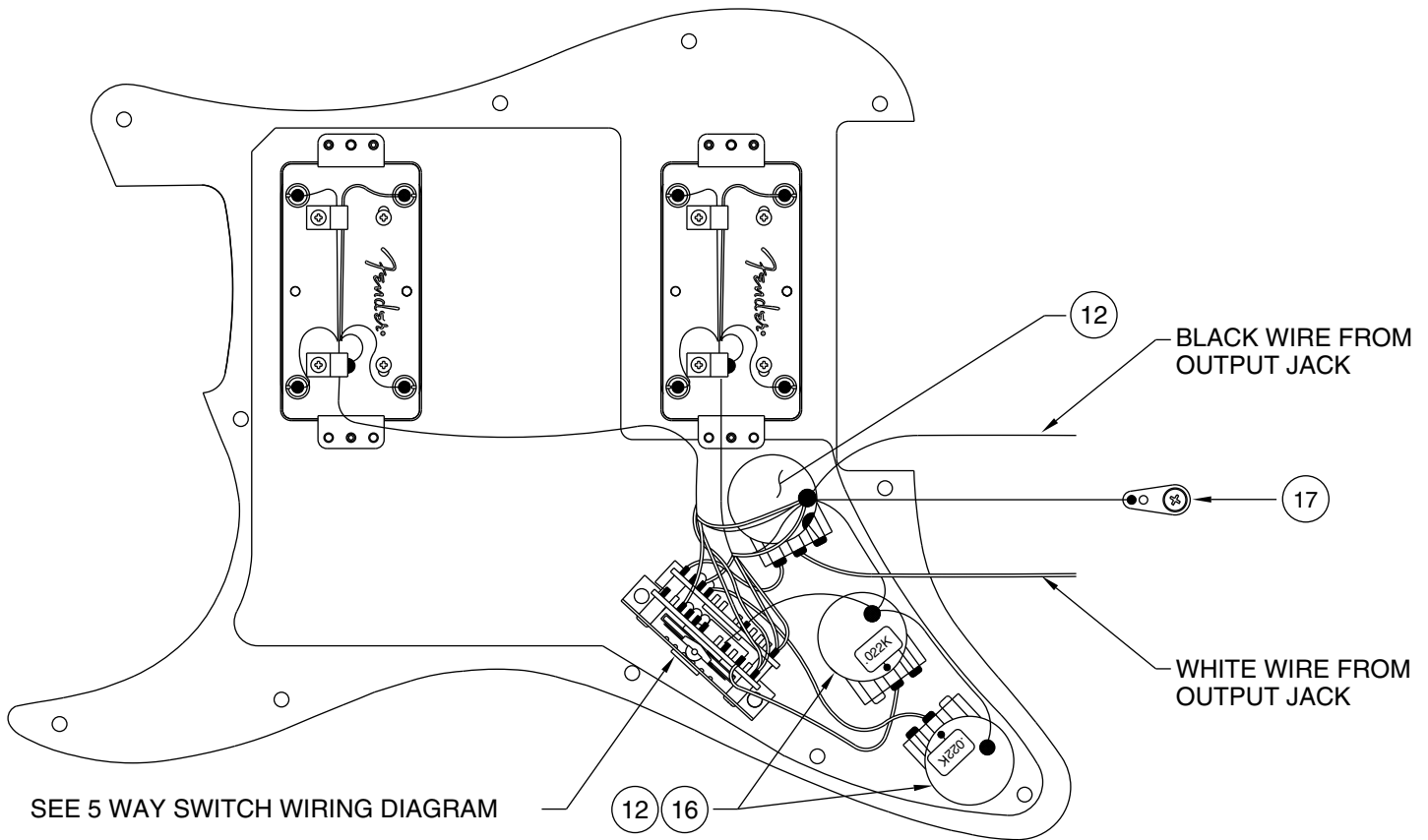


DELUXE DOUBLE FAT STRATOCASTER 0133300

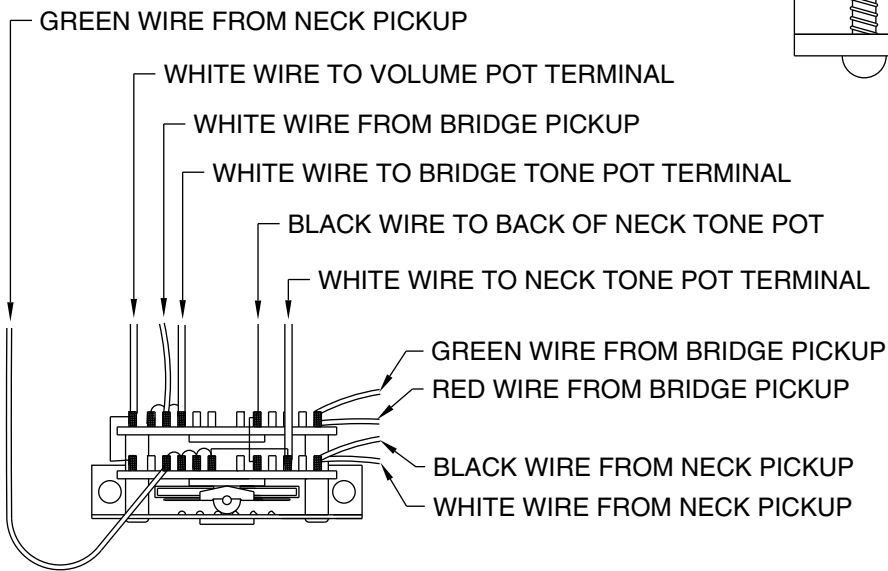


DELUXE DOUBLE FAT STRATOCASTER 0133300

PICKGUARD ASSEMBLY



BRIDGE ASSEMBLY



5 WAY SWITCH WIRING DIAGRAM

DELUXE DOUBLE FAT STRATOCASTER 0133300

REF.#	P/N	DESCRIPTION
1	0055245000	Neck, Deluxe Double Fat Stratocaster, R/W
2	0047912000	Tuning Key, (1) Set
	0011357000	Mounting Screw
	0053020000	Bushing
3	0083675000	Bone Nut
4	0010389000	String Retainer
	0011358000	Mounting Screw
	0020423000	Spacer
5	0038454000	Truss Rod Adjustment Nut
	0038467000	Truss Rod Adjusting Wrench
6	0055246xxx	Body, Deluxe Fat Stratocaster, Paint
7	0018353000	Neck Mounting Plate
	0015636000	Mounting Screw
8	0012344000	Strap Button
	0015610000	Mounting Screw
	0020491000	Felt Washer, White
	0019056000	Felt Washer, Black
9	0055268002	Pickguard, Standard Stratocaster, Black/White/Black
	0015578000	Mounting Screw
10	0050945000	Pickup, Neck, Standard Humbucker, Black
	0050166000	Mounting Screw
	0050167000	Spring, Humbucker
11	0050955000	Pickup, Bridge, Standard Humbucker, Black
	0050166000	Mounting Screw
	0050167000	Spring, Humbucker
12	0038950000	Control, 500k, Volume (3)
	0016352000	Mounting Hex Nut
	0016436000	Lock Washer, Intl
13	0056146000	Knob, Tone, Black, (2)
14	0056147000	Knob, Volume, Black
15	0050610000	Switch, Lever 5-Position
	0021417000	Mounting Screw
	0013267000	Knob, Black
16	0024832000	Capacitor, .022uf (2)
17	0012869000	Solder Lug
	0015116000	Mounting Screw
18	0047329000	Output Jack
	0016352000	Mounting Hex Nut
	0016436000	Lock Washer, Intl
19	0010280090	Jack Ferrule
	0015578000	Mounting Screw
20	0054619000	Bridge Assembly, Vintage Ping
	0016170000	Mounting Screw
	0050918000	Claw, Tremolo
	0015636000	Mounting Screw
	0031643000	Spring, Tremolo
	0054620000	Arm, Tremolo
	0053083000	Knob, Black
	0018531000	Adjusting Wrench, Saddle Height
21	0055274000	Back Plate, Tremolo, Black/White Black
	0015578000	Mounting Screw

Body Part Number	
0055246506	Black
0055246580	Arctic White

DELUXE DOUBLE FAT STRATOCASTER 0133300

SWITCH & CONTROL FUNCTION

5 WAY SWITCH POSITION					
					← 5 WAY SWITCH POSITION
T1	T1	T1 & T2	T1 & T2	T2	← TONE CONTROL
					← NECK PICKUP (A) ← NECK PICKUP (B)
					← BRIDGE PICKUP (C) ← BRIDGE PICKUP (D)
	← PICKUP IS ON				← PICKUP IS OFF

