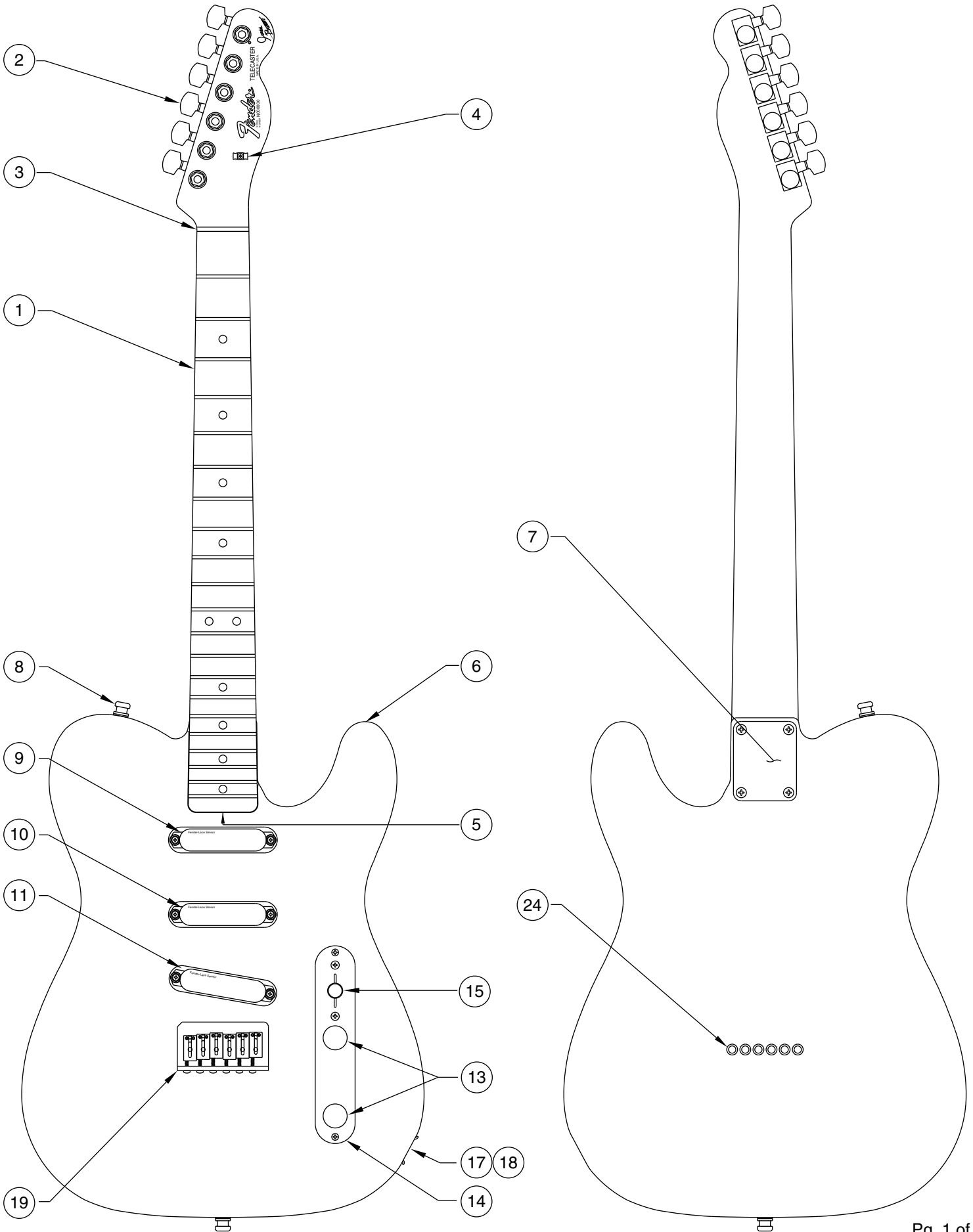
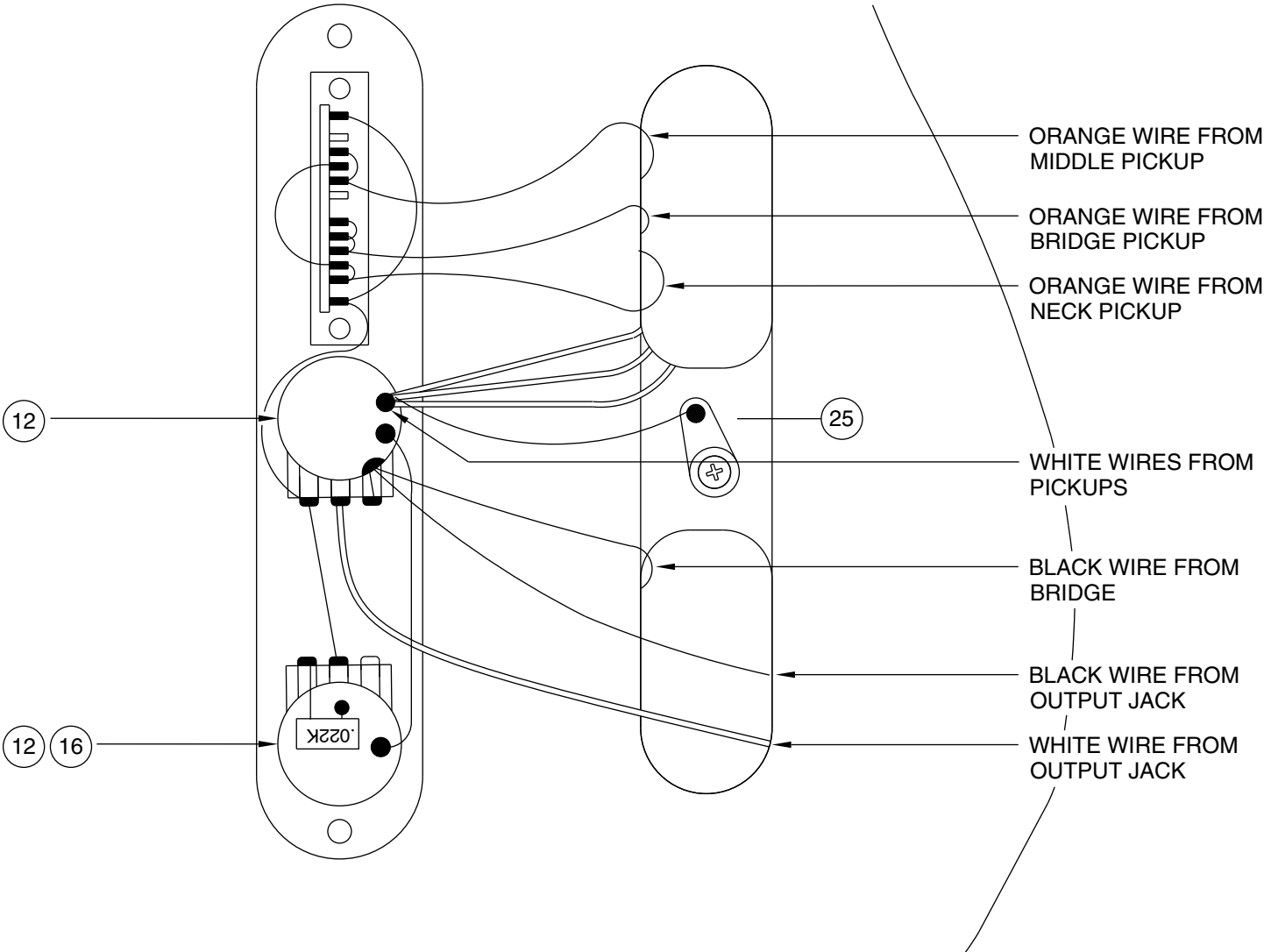


JAMES BURTON TELECASTER 0108602

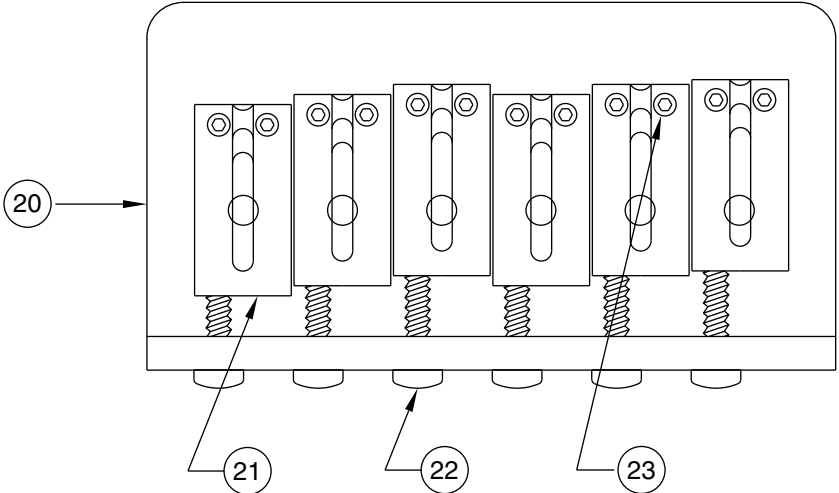


JAMES BURTON TELECASTER 0108602

CONTROL ASSEMBLY



BRIDGE ASSEMBLY



JAMES BURTON TELECASTER 0108602

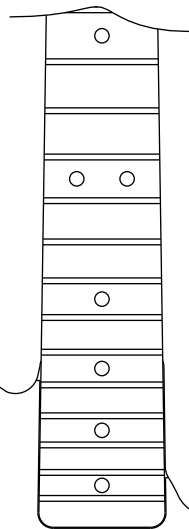
REF.#	P/N	DESCRIPTION
1	0036559000	Neck, James Burton Telecaster, M/N
2	0021942000	Tuning Key, (1) Set, W/Bushing
3	0083675000	Bone Nut
4	0018803000	String Retainer
	0018805000	Mounting Screw
	0020423000	Spacer
5	0012252000	Truss Rod Adjustment Nut
6	0036558xxx	Body, Burton Tele., Solid Paint
7	0038957000	Neck Mounting Plate
	0018785000	Mounting Screw
8	0021950000	Strap Button
	0018845000	Mounting Screw
	0019056000	Felt Washer, Black
	0020491000	Felt Washer, White
9	0036845000	Pickup, Middle, Sensor Lace, (Silver/Black)
10	0036844000	Pickup, Neck, Sensor Lace, (Blue)
11	0036843000	Pickup, Bridge, Sensor Lace, Red
	0036810000	Mounting Screw
	0036563000	Washer
	0036564000	O-Ring
	0036565000	Rubber Grommet
	0039410000	Tubing, Latex Cut
12	0019064000	Control, 250K, Audio (2)
	0016352000	Mounting Hex Nut
	0016436000	Lock Washer, Intl
13	0036811000	Knob, Knurled (2)
	0028897000	Screw Set
14	0019336000	Control Plate
	0018784000	Mounting Screw
15	0039003000	Switch, Lever 5-Position
	0018790000	Mounting Screw
	0018359000	Knob, Black
16	0024832000	Capacitor, .022uf
17	0021956000	Output Jack
	0018824000	Mounting Hex Nut
	0016436000	Lock Washer, Intl
18	0010363000	Jack Ferrule
19	0036808000	Bridge Assembly, Am. Standard Strat
	0036867000	Mounting Screw
20	0036813000	Bridge Plate
21	0036815000	Bridge Section, (6)
22	0017031000	Intonation Screw, (6)
	0019395000	Intonation Spring, 1&6
	0019394000	Intonation Spring, 2-5
23	0026779000	Height Adjustment Screw, 1&6
	0026780000	Height Adjustment Screw, 2-5
	0018531000	Adjusting Wrench, Saddle Height
24	0018876000	String Retainer Ferrule
25	0012869000	Solder Lug
	0015116000	Mounting Screw

Body Part Number	
0036558510	Black/W Gold Paisley
0036558511	Black/W Candy Red Paisley
0036558523	Pearl White
0036558577	Frost Red

JAMES BURTON TELECASTER 0108602

SWITCH & CONTROL FUNCTION

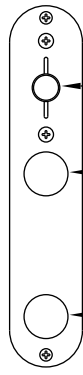
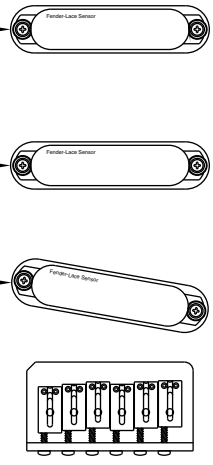
5 WAY SWITCH POSITION					
					← 5 WAY SWITCH POSITION
					← NECK PICKUP
					← MIDDLE PICKUP
					← BRIDGE PICKUP
	← PICKUP IS ON				← PICKUP IS OFF



NECK PICKUP

MIDDLE PICKUP

BRIDGE PICKUP



SEE 3 WAY SWITCH & DETAIL DIAGRAM

MASTER VOLUME

MASTER TONE

